

# Overview of the Florida Transportation Disadvantaged Program



Regional Transportation Summit-  
*Building a Path to Regional  
Partnerships*

*Lake-Sumter Metropolitan Planning  
Organization*

*October 27, 2005*



# Who Are We?

The Commission for the Transportation Disadvantaged is an independent state agency serving as the policy development and implementation agency for Florida's Transportation Disadvantaged Program. The Commission is administratively housed within the Florida Department of Transportation.



# Who Is the Commission?

- **27 Member Commission for the Transportation Disadvantaged**
  - **7 State Agencies (Agency for Health Care Administration-Medicaid, Dept. of Children and Families, Dept. of Elder Affairs, Dept. of Education, Dept. of Veteran's Affairs, Dept. of Transportation, and Agency for Workforce Innovation). Appointed by the Secretaries.**
  - **5 Citizen Representatives (Elderly, disabled, urban, rural, and a representative of children-at-risk). Appointed by the Governor.**
  - **1 Community Transportation Coordinator Representative. Appointed by the Governor.**
  - **6 Transportation Operators. Appointed by the Sec. Of Agriculture and Consumer Services.**
  - **6 Non-Transportation Business Representatives. 3 Appointed by the Senate President and 3 Appointed by the Speaker of the House.**
  - **2 Association Representatives (Community Action and Transit)**



# What's Our Mission?

To ensure the availability of efficient, cost-effective and quality transportation services for transportation disadvantaged persons.

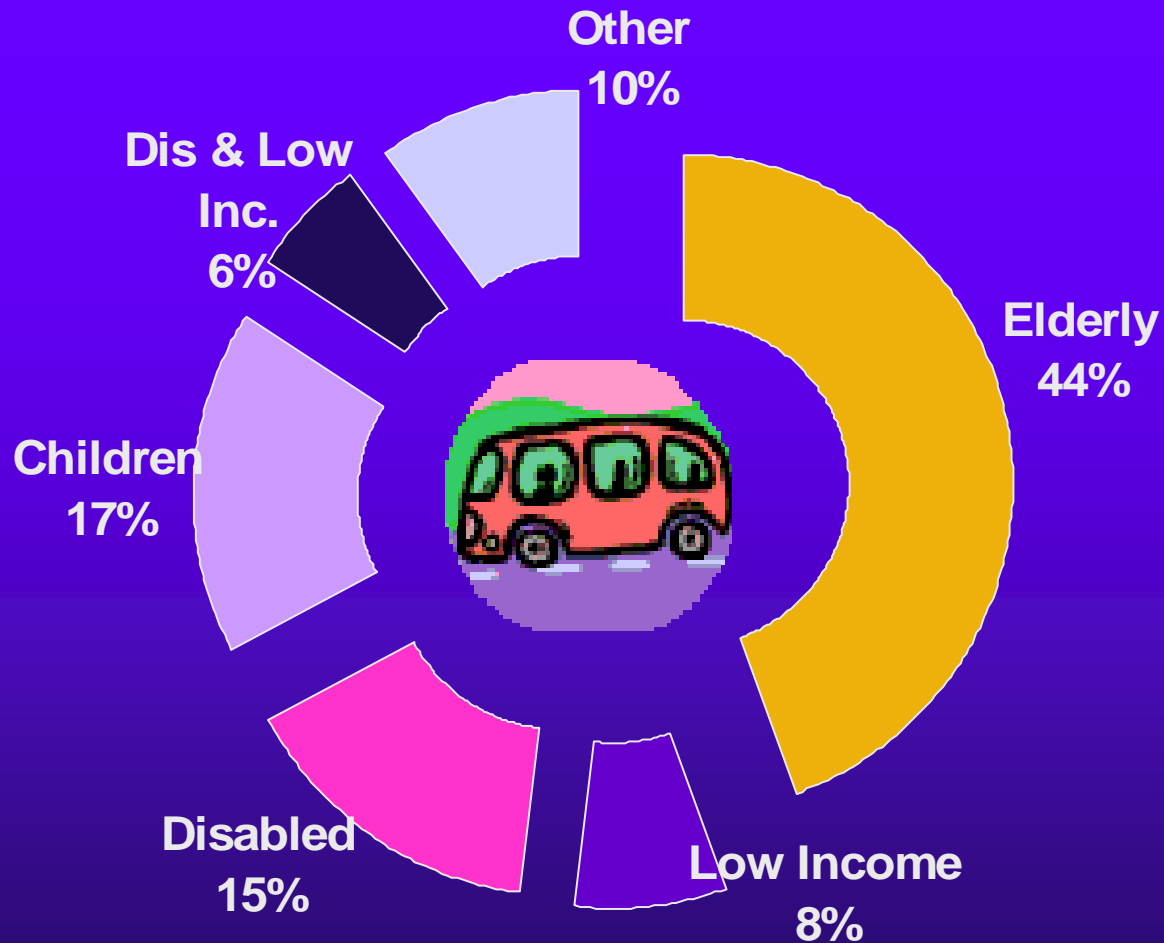


# Who is Transportation Disadvantaged?

Those persons who because of physical or mental disability, income status, age are unable to transport themselves or purchase transportation and are, therefore, dependent on others to obtain access to health care, employment, education, shopping, social activities, or other life-sustaining activities or children who are handicapped or high-risk or at-risk as defined in s. 411.202, Florida Statutes.” (Chapter 427, Florida Statutes)



# Who is Riding the System?



As reported in the FY 2004 Annual Performance Report



# Where are the Riders Going?



Trip Purpose	2003	2004
<i>Medical</i>	20,390,258	21,254,527
<i>Employment</i>	4,668,434	5,340,556
<i>Education/Training</i>	10,859,684	11,127,807
<i>Nutritional</i>	7,779,638	8,012,081
<i>Life-Sustaining/ Other*</i>	9,419,066	11,101,231
<i>Total</i>	<b>53,117,080</b>	<b>56,836,202</b>

**\*Life-Sustaining/Other is defined as “anyone transported for the purpose of conducting personal business (e.g.- banks, social service offices); and shopping, excluding grocery shopping. Or anyone transported for reasons other than the above. This could include after school programs, transporting persons against their will, social, or recreational reasons.”**



# Does Coordination Save \$?

- An Independent Assessment conducted for the Agency for Health Care Administration (AHCA) showed the coordinated system saved **\$41 million** to the State of Florida in Fiscal Year 2002.
- Bus Pass Program-
  - Client contacts CTC for a trip
  - CTC screens the applicant
  - If appropriate, CTC issues a bus pass instead of a door-to-door trip
  - **Only 23 Florida counties have access to a transit system, many of these systems provide limited service.**

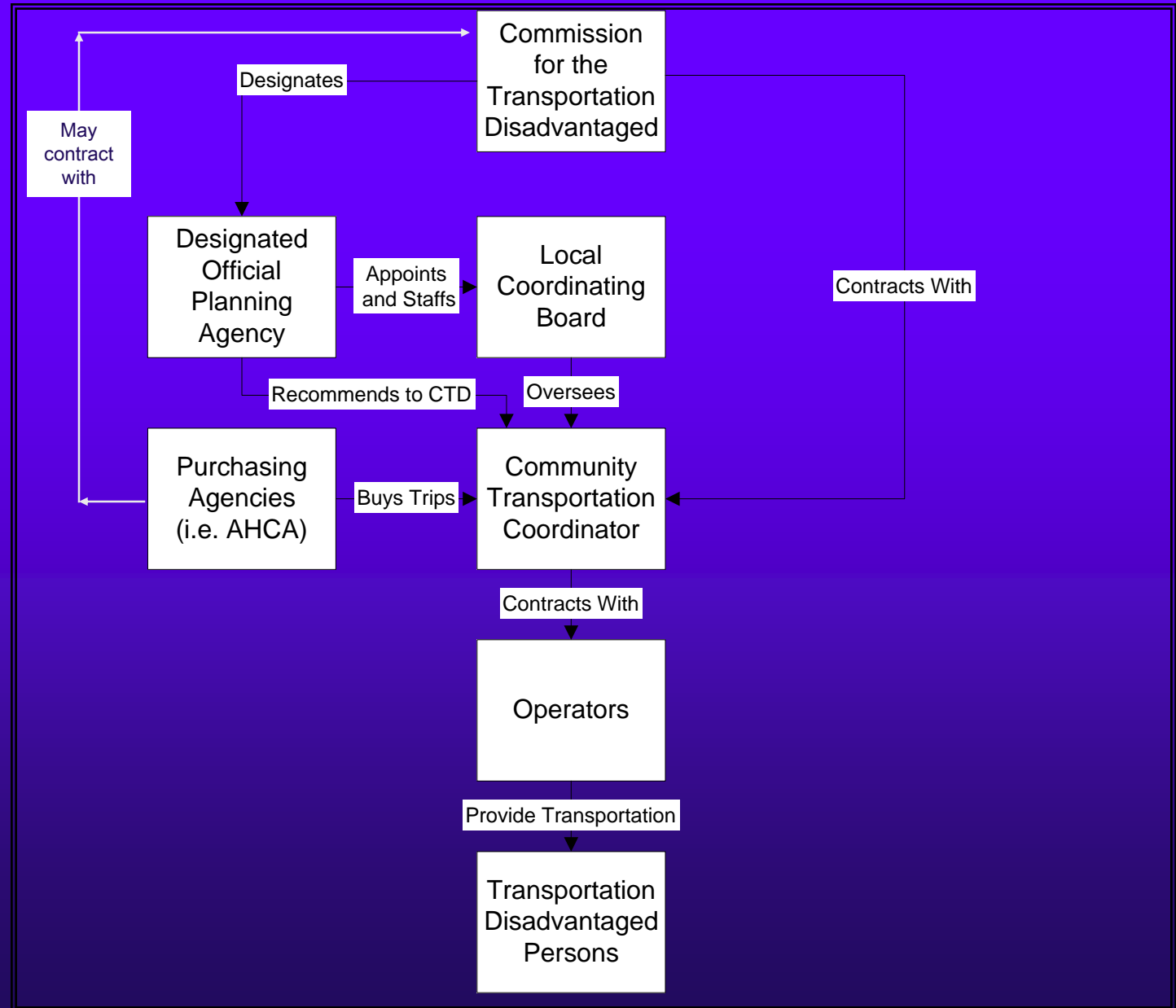




# What is “Coordination”?

- *Coordination means.....”the arrangement for the provision of transportation services to the transportation disadvantaged in a manner that is cost-effective, efficient and reduces fragmentation and duplication of services.” (427.011 (11), F.S.)*

# Organization of Florida's Coordinated Transportation Program





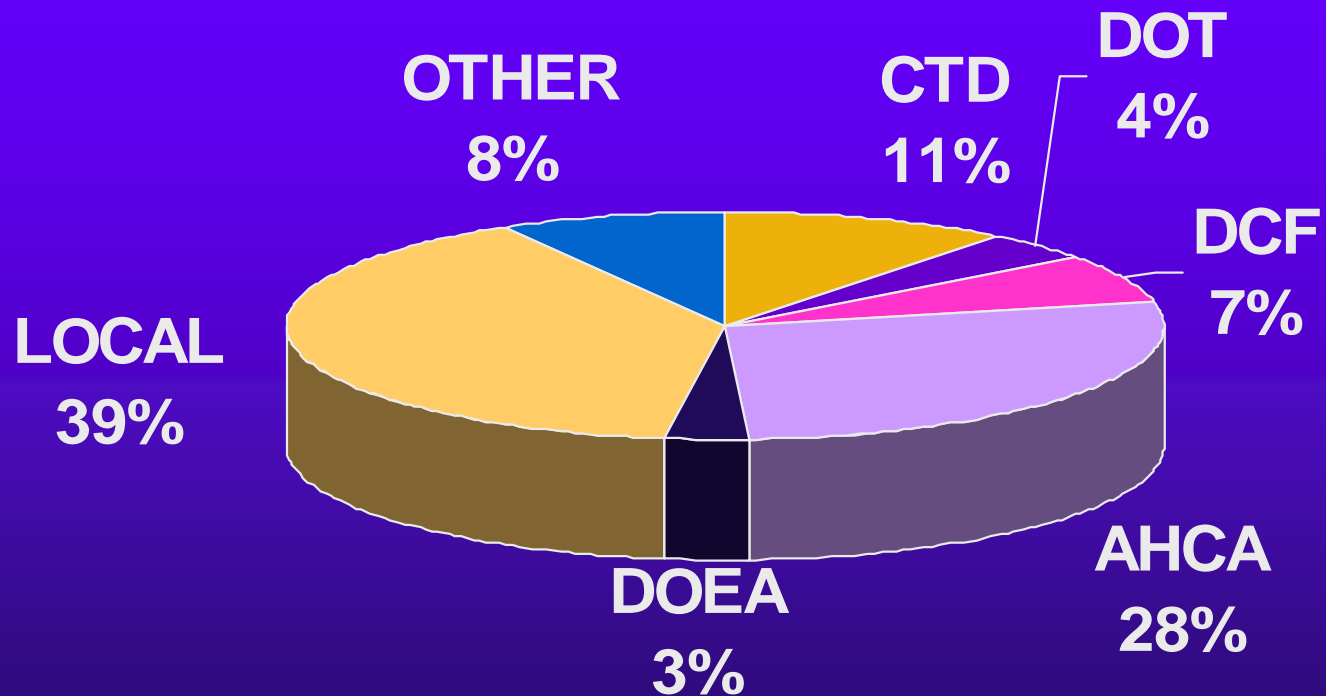
# How is a Trip Provided?

- The Commission contracts with 49 entities (Community Transportation Coordinators or CTCs) to carry out the provision of transportation service in all 67 counties in Florida.
- The CTCs may contract with transportation operators following a competitive process to provide the transportation service. In rural areas, the CTC is most likely the sole provider.
- There are 472 total operators, 84% of which are private non profit or for profit entities.
- There are 5,342 total employees.



# Who Funds TD Services?

Total FY 2004 Revenues = \$ 307,007,225



As reported in the FY 2004 Annual Performance Report

# Who Funds TD Services?



CTD (Commission for the Transp. Dis.)	\$32,746,261
USDOT (Dept. of Transportation)	\$12,625,243
DCF (Children and Families)	\$20,866,012
AHCA (Health Care Administration- Medicaid)	\$84,456,866
DOE (Education)	\$1,104,652
DOEA (Elderly Affairs)	\$9,920,011
DOH/DCA/DJJ/AWI (Health, Community Affairs, Juvenile Justice, Agency for Workforce Innov.)	\$1,135,679
Other Federal Programs	\$8,020,550
Local Government	\$107,238,019
Local Non-Government	\$13,991,927
Fare Box	\$14,902,005
<b>2004 Total Revenues</b>	<b>\$307,007,225</b>

*Reported in the 2004 Annual Performance Report*



## What Makes Up The Transportation Disadvantaged Trust Fund (TDTF)?

- *15% Florida DOT Public Transit Block Grant*  
- \$10,273,483
- *\$1.50 License Tag Fees*  
- \$20,126,000
- *Voluntary Dollar - license tag*  
- \$19,000
- *Temporary Disabled Parking Permits*  
- \$190,000
- *Direct Transfer from the State Transportation Trust Fund* - \$6,000,000

**= \$36,608,483 (\$1.4 million to planning agencies, remainder for trip/equipment grants)**

**Estimate for FY 2005-2006**



# What Makes The TDTF Different?

- Funds trips that aren't sponsored by any other agency
- Partly based on a performance driven formula (total trips, total miles, square mileage of county, population of county)
- Eligibility guidelines (no other funding available, no other means of transportation, public transit, disability, age, and income)
- Prioritization allowed pursuant to state law.



# Are there Unmet Needs for the TDTF Trips?

- Yes!!
- 682,037 denied trips reported in FY 2004
- Lack of Fixed Route, no other options in more rural areas
- Operating hours are limited
- County line limits






# Operating Expense per Total Trips, 2000-2004

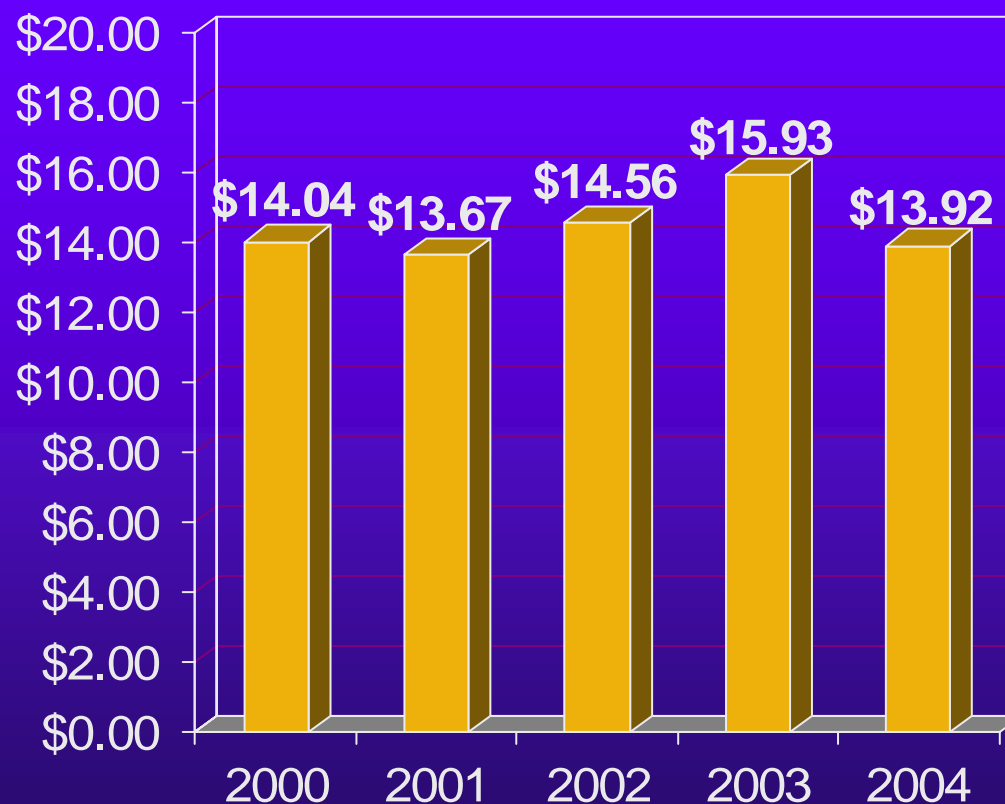
➤ Includes fixed route, non-ambulatory, stretcher, and ambulatory trips



As reported in the FY 2004 Annual Performance Report



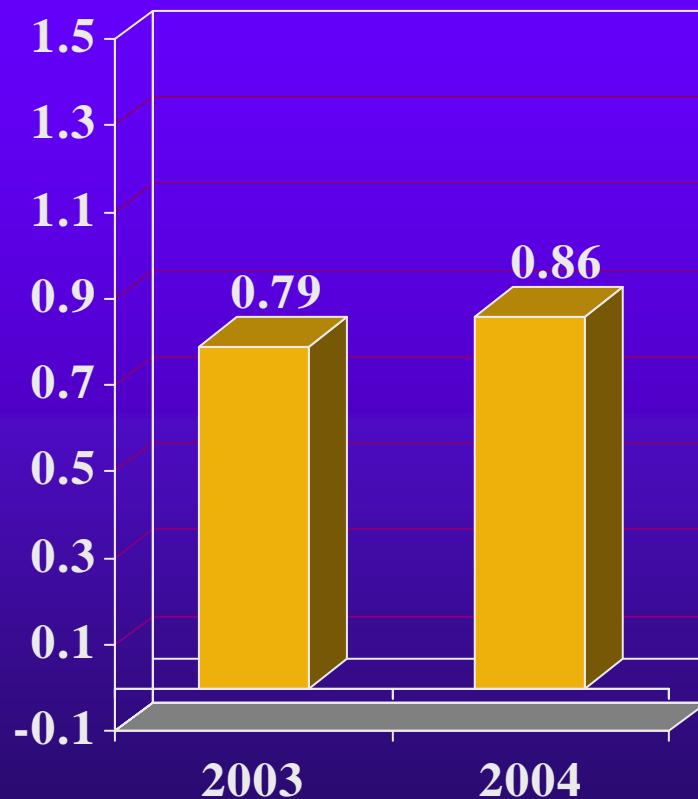
# Operating Expense per Paratransit Trip, 2000-2004



As reported in the FY 2004 Annual Performance Report



# How Safe is the System?



- National standard is 1.2-2.5 per 100,000 miles traveled, State of Florida exceeds this standard.

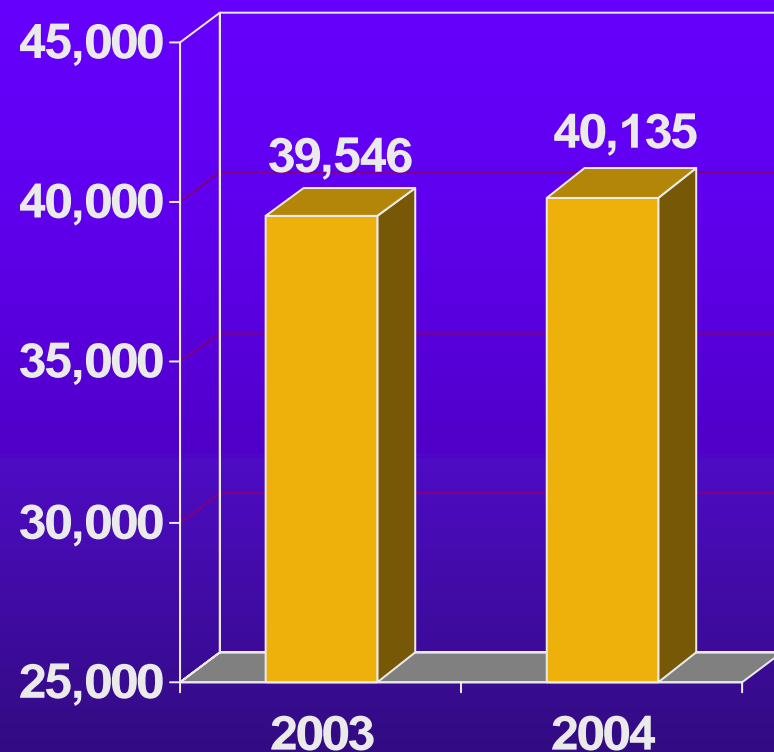



As reported in the FY 2004 Annual Performance Report



# How Safe and Reliable is the System?

- National Standard is 10,000 miles between roadcalls, the State of Florida exceeds this standard.



As reported in the FY 2004 Annual Performance Report

# Lake County- 2004 Operating Data

- CTC- Lake County BOCC
- Planning Agency- Lake/Sumter MPO
- Total Trips- 220,958
- TD Trust Fund Trips- 34,375
- Potential TD Population- 41%
- TD Pop Lake County BOCC is Serving- 17%
- Miles Traveled- 2.1 Million
- 134 Employees (BOCC and all providers)

# Sumter County- 2004 Operating Data

- CTC- Sumter County Transit
- Planning Agency- Withlacoochee RPC
- Total Trips- 116,986
- TD Trust Fund Trips- 9,343
- Potential TD Population- 36%
- TD Pop Sumter County Transit is Serving- 13%
- Miles Traveled- 738,000
- 50 Employees (SCT and all providers)

# Regional Efforts

- 17 counties are operated under a regional system
- Many rural counties are represented by a Regional Planning Organization
- In the past, service development grants encouraged coordination among counties.
- In the Transportation Disadvantaged Service Plans, counties must identify multi-county agreements.
- The TD Trust Fund encourages the utilization of regional coordination

# Hurricane Efforts

- Special needs are the first to evacuate
- Most CTCs are the local entity to facilitate evacuations
- CTCs continued to provide services to dialysis and urgent care medical trips
- Assisted in the delivery of water and food





# State and National Recognition

- Federal Transit Administration's State Leadership Award in February 2004.
- US Department of Transportation and US Department of Human Services "Best Practice" Model
- Received the Florida Tax Watch and Florida Council of 100's Davis Productivity Award in 1998 and 2004
- Received Community Transportation Association of America's State Achievement Award in May 2000 and June 2004

# *Thank You!*

*Thank you for listening and learning about the Transportation Disadvantaged Program. Any questions?*



# Contact Information

*Lisa Bacot*

*Executive Director*

*Commission for the Transportation*

*Disadvantaged*

*605 Suwannee Street, MS 49*

*Tallahassee, FL 32399-0450*

*Lisa.bacot@dot.state.fl.us*

*(850) 410-5711, (850) 410-5752 fax*

*(800) 983-2435*

*www.dot.state.fl.us/ctd*